

*Sterndrives  
& Inboards*  
DIESEL



## WHERE IT COUNTS

A GREAT DAY ON YOUR BOAT. THAT'S THE REWARD FOR WORKING HARD, WAKING UP EARLY, AND DOING WHATEVER IT TAKES TO GET OUT THERE. BECAUSE TIME ON THE WATER IS THE TIME THAT COUNTS. THAT'S WHY IT'S GOOD TO KNOW YOU'VE GOT MORE THAN AN ENGINE BEHIND YOU. YOU'VE GOT AN ENTIRE COMPANY, DEVOTED TO MAKING YOUR BOATING LIFE ALL YOU WANT IT TO BE. ON AND OFF THE WATER.

### **SEACORE** system

MerCruiser's SeaCore technology is a comprehensive corrosion protection system developed to ensure your MerCruiser engine handles the rigors of the marine environment over the long haul. Built-in corrosion fighting features, including hard coat anodised components, a closed-cooling system (which seals out saltwater from the block) and widespread use of stainless steel parts impervious to saltwater corrosion contribute to a system that's the toughest and most complete corrosion-resistant technology on the water.



Amazingly smooth and responsive, DTS replaces the lag and hesitation of traditional throttle and shift cables with digital precision, resulting in smooth shifting and instant throttle response. DTS also includes auto synchronization, allowing you to control multiple engines with a single control lever.



The MerCruiser Axis system simplifies docking and low-speed manoeuvring by using a joystick to control steering, throttle and shift. The intuitive and natural user interface provides total boat control with one hand, meaning virtually anyone can dock safely with total confidence. Axis Premier provides advanced open-water benefits.





**WELCOME TO MERCURY®**

**DIESEL STERNDRIVES & INBOARDS**

2.0L, 3.0L, 4.2L EPA TIER 3 - - - - -	6
2.0L, 3.0L, 4.2L EPA TIER 2 - - - - -	8

**THE MERCURY ADVANTAGE**

ALPHA® & BRAVO® DRIVES- - - - -	12
JOYSTICK PILOTING - - - - -	14
PROPELLERS - - - - -	16
SMARTCRAFT TECHNOLOGY - - - - -	18
QUICKSILVER PARTS & ACCESSORIES - -	20
DEALER NETWORK - - - - -	22
<b>ENGINE SPECIFICATIONS - - - - -</b>	<b>25</b>







# Diesel Inboards & Sterndrives

## Go long.

There's only one thing better than a great day on the water. A great day on the water that lasts longer, with fewer interruptions. That's the kind of day you get with a Mercury Diesel. With a perfect power-to-weight ratio, it gets even bigger boats on plane and on their way faster. And provides plenty of torque for skiing, wakeboarding and wakesurfing. Best of all, Mercury Diesel engines extend your range by being virtually free of smoke and odor. Get ready to rethink diesels. We did.






# Tier 3

Diesel

## *Fuel Misers*

*Common-rail engines from Mercury's Tier 3 Diesel series utilize common rail Turbo Direct Injection (TDI) technology to maximize combustion efficiency and minimize fuel consumption – delivering up to 50% better fuel economy than petrol engines of similar horsepower. Variable Geometry Turbochargers (VGT) virtually eliminate turbo-lag, enabling these engines (150 - 370 hp models only) to deliver outstanding low-end torque. Designed for durability with a thermostatically controlled closed-cooling system, you can rest assured they are in it for the long haul.*



*2.0L, 3.0L, 4.2L*





### *Clean, Quiet, Efficient*

TDI technology uses **injectors to spray diesel fuel** atomized at 26,000 psi directly into the main combustion chamber of each cylinder. This process optimizes fuel efficiency and minimizes emissions, along with engine Noise, Vibration and Harshness (NVH) for an enjoyable boating experience.



### *Lightweight*

The TDI engine block is fabricated from Vermicular Graphite Casting (VGC), which has twice the strength of grey iron and most of its attributes, but is 5% to 10% lighter. The end result is low weight, high strength, and maximum heat transfer for optimum cooling.



### *Power & Performance*

The low weight of these diesels results in best-in-class power-to-weight ratio. Combined with great low-end torque, the end result is crowd-pleasing hole shot, great acceleration, low planing times and ultra-smooth performance.



### *Intuitive Design*

Mercury SmartCraft compatibility is built into these engines, delivering key information about vital engine functions on an easy-to-read LED display. SmartCraft Digital Throttle & Shift (DTS) offers smooth shifting, immediate throttle response and high-tech digital controls.



**SEACORE**  
system

### *Corrosion-Resistance*

Mercury diesels feature state-of-the-art anti-corrosion, including a **thermostatically controlled closed water-cooled system**. Water-cooled engine oil, gear oil and steering fluid decrease engine-room temperatures, extending engine life. The SeaCore system is available for the ultimate in saltwater protection.

THREE **3** YEAR  
**CORROSION**  
WARRANTY

Mercury engines used for recreation receive limited corrosion protection for three full years. You're covered in even the harshest saltwater and freshwater environments.



# Tier 2

Diesel

## *Proven Powerhouse*

*Ranging from 115 hp to 350 hp, these diesel workhorses can be found in a wide variety of vessels around the world, from convertibles and cruisers to runabouts and RIBs. The reason for their popularity is their rugged reliability – these diesels will get you there and back again safely and with confidence. Built on a proven platform, they offer the latest common-rail fuel-injection technology for exceptional efficiency and are fully compatible with the latest SmartCraft systems.*



*2.0L, 2.8L, 4.2L*





### *Quiet Ride*

The **high-pressure common-rail fuel-injection system** not only ensures fuel economy, it also minimizes Noise, Vibration and Harshness (NVH), along with smoke and odor – the undesirable factors many boaters associate with yesterday’s diesels.



### *Repower Reasons*

The **lightweight, compact design** of these diesel engines makes them ideal drop-in replacement power packages for many older, fuel-guzzling petrol engines. Mercury’s full range of drives offers outstanding versatility to owners of sterndrive-powered boats.



### *Peak Performance*

Impressive acceleration and quick throttle response are delivered by the proven common-rail fuel system, which incorporates a **turbocharger and seawater after-cooler**. These engines combine smooth performance with key diesel advantages, such as high torque and optimum fuel economy.



### *Intuitive Design*

A sophisticated Control Module and Mercury SmartCraft compatibility provide complete control over key engine functions. **SmartCraft Digital Throttle & Shift (DTS)** offers smooth shifting, immediate throttle response and high-tech digital controls.



Mercury engines used for recreation receive limited corrosion protection for three full years. You’re covered in even the harshest saltwater and freshwater environments.









# ***THE MERCURY ADVANTAGE***

*Mercury Marine understands your love for being on the water. That's why, since our founding in 1939, Mercury has been focused on a single goal – to engineer, build and provide the best marine power possible. Our passion for quality, performance and value is driven by our larger mission to serve and satisfy customers in all facets of the recreational and commercial marine market. That is why we have built the largest, strongest service network in the world.*



# ALPHA<sup>®</sup> & BRAVO<sup>®</sup> DRIVES

## *The Business End*

Mercury MerCruiser offers an outstanding selection of state-of-the-art drive systems for single- and multi-engine applications. You can find the right match for any sterndrive-powered boat here, from runabouts to cruisers to poker run contenders. Each of these drives is engineered to provide the manoeuvrability, efficiency, ease of maintenance, and reduced cost of operation that today's boaters demand, along with the power and performance you've come to expect from Mercury Marine.



Available with

**SEACORE**  
system



### *Alpha One*

It's the world's most popular sterndrive for many great reasons. Alpha One drives slice through the water almost effortlessly, thanks to their efficient hydrodynamic profile, which produces minimal drag and improves responsiveness. Alpha One is designed for boats capable of cruising at up to 65 mph (56 kn), paired with petrol engines delivering up to 300 hp. But what really makes this drive so popular is its low cost of operation. Maintenance-free features, including an integrated water pump and permanently lubricated pivot points, dramatically reduce maintenance time and costs while improving reliability and, ultimately, your boating experience.

### *Bravo One, One X & One XR*

When we say Bravo, we're talking power. The Bravo One line of single, twin and triple drive applications features an exclusive performance-torpedo design and a deeper skeg that expands the rudder area, increasing steering response and manoeuvrability at high and low speeds.

Dual water pickups make these drives ideal for boats capable of reaching a blistering 100 mph (86 kn) and for petrol engines delivering up to 600 hp.

Bravo One drives feature best-in-class shifting, while a trim limit switch sets the drive angle for consistent maximum performance. The greaseable drive coupler makes service quick and easy without removing the drive unit.





Available with  
**SEACORE**  
system

### *Bravo Two, Two X & Two XR*

Designed to deliver the thrust and lift that big cruisers and houseboats require, Bravo Two series drives are available in twin applications for petrol engines up to 450 hp and deliver speeds of up to 55 mph (48 kn).

Due to their longer-length design and the girth of the gearcase, Bravo Two drives can easily accommodate a huge 20-inch diameter prop with deeper gear ratios, providing high thrust, quick planing and improved fuel economy.

Maintenance-free hinge pins allow for easy service without having to haul the boat, while permanent pivot points minimize maintenance time – meaning your boat spends less time in the shop and more time on the water!



Available with  
**SEACORE**  
system

### *Bravo Three, Three X & Three XR*

Featuring a highly efficient counter-rotating twin-prop design, Bravo Three drives deliver superior holeshot for fast planing, great acceleration, world-class performance and precision manoeuvrability in forward and reverse. Whether you're navigating in a crowded marina, docking in tight quarters, or simply throttling up for top performance, Bravo Three drives make handling intuitive, even in large boats.

They're also easy to maintain. The greaseable gimbal bearing allows for servicing without removing the drive unit and results in reduced costs. Available in single or twin installations, these drives can accommodate speeds of up to 65 mph (56 kn) and provide up to 525 hp when paired with petrol engines.





# JOYSTICK PILOTING

## At Your Fingertips

*Why should fighter pilots have all the fun? Mercury's Joystick Piloting systems provide 360-degree manoeuvrability with the touch of your fingers, providing effortless control whether you're idling through a no-wake zone, docking in high winds or backing into your marina slip at dusk. With Axius® Joystick Piloting for Sterndrives, your boating experience becomes even more enjoyable by removing the stress of operating in less-than-ideal situations.*

*Here's how easy it is. Push the joystick to the left and the boat moves left. Push it to the right, and the boat moves right. Rotate the joystick to the left or right, and the boat turns easily in the same direction. Push the joystick forward to move forward, and aft to go in reverse.*

*The joystick's intuitive design lets anyone – from experienced captains to novice boaters – manoeuvre large boats with confidence and ease.*





## Axius Premier

This upgrade package adds several experience-improving yet easy-to-use features to Mercury's Joystick Piloting system. Skyhook® Digital Anchor keeps your boat on station – maintaining your position and heading – regardless of wind and current. Auto Heading automatically holds your boat on course. The Precision Auto Pilot Pad allows you to select from a range of navigation operations with the touch of a finger. Axius Premier is designed for dual-engine MerCruiser petrol and diesel DTS-ready engine applications with up to two helm stations.



### Skyhook® Digital Anchor

Do you hate fighting windy conditions or strong currents while waiting for a bridge to open? Skyhook utilises GPS to pinpoint your boat's location, then automatically operates the sterndrives to maintain the same position and heading. It's also ideal for holding a boat over a fishing spot or keeping your place in line at the fuel dock.



### Auto Heading

Using a built-in digital compass, Auto Heading automatically maintains your boat's course. The system allows you to make precise course corrections by tapping the arrow keys on the control pad to change course by 10-degree increments, or tapping the Axius Joystick for corrections as precise as one degree.



### Waypoint Sequencing

This is chart plotting as you've never experienced it before! With an approved chart-plotter, such as the new Mercury VesselView 7, Waypoint Sequencing allows you to automatically navigate to an active waypoint or to follow an active route with multiple waypoints on your way to your final destination. Once you program the route, the system precisely navigates it, making the journey simple, stress-free and fun.



MERCURY PROPELLERS

# Redefining Perfection

*Performance, quality and decades of engineering experience have made Mercury Propellers® the world leader in sterndrive and inboard propeller production. Mercury Propellers beat the competition in top speed, acceleration and fuel economy.*

*Each Mercury propeller is manufactured by Mercury Marine at its dedicated casting facility in Fond du Lac, Wisconsin, a legendary foundry that transforms molten metal into pure boating performance.*



16



## Getting ahead of the crowd - fast!

If you want performance and durability, look no further than Mercury's line of aluminium props. Some aftermarket competitors claim to have performance that beats Mercury's, but at Mercury, we test our own propellers as well as those of our competitors to ensure our customers receive only the best. If you care about the performance of your boat, choose Mercury propellers. There are no substitutes.



### FLO-TORQ® HUB SYSTEM

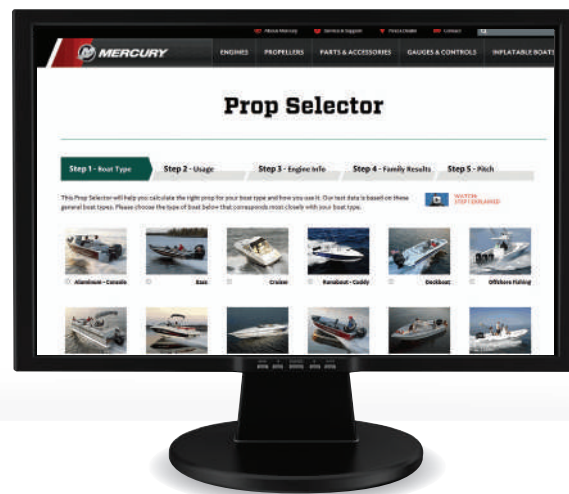
For superior prop confidence and dependability, corrosion-resistant Mercury props feature Flo-Torq hub technology to protect your gearcase. Flo-Torq is also designed to get you home in the event of a prop strike. Flo-Torq hub systems feature innovative noise-reduction technology, and all Flo-Torq hubs are corrosion-resistant in freshwater and saltwater.

### Find the perfect prop

Follow five easy steps on the **Mercury Prop Selector** to find the ideal prop options for your boat and conditions.



Try it now at:  
[MercuryMarine.com](http://MercuryMarine.com)





MERCURY SMARTCRAFT  
INTEGRATED TECHNOLOGY

# Knowledge is Power

Our goal for SmartCraft is simple: Make boating easier. We achieve that through the use of innovative technologies that are field-tested and proven to improve all aspects of the boating experience. SmartCraft technology is the backbone of Digital Throttle and Shift (DTS), Joystick Piloting and Mercury Marine exclusive features such as SmartTow and ECO. To keep you safe on the water, SmartCraft also monitors all critical engine functions and environmental conditions.

Ask your Mercury dealer for additional information and to help customize the right SmartCraft system for you.



## VESSELVIEW

**Mercury VesselView** – the premier engine information display in the industry – allows boaters to display engine information, genset, depth sounder and much more.

### VesselView 4 & VesselView 7 provide multiple advanced features:

- **SmartTow:** Mercury exclusive – Set speed or rpm to ensure a perfect pull out of the water. Ideal for a seasoned skier or a child on a tube.
- **Cruise Control:** Set your boat's speed with the push of a button – Adjust speed precisely, on the fly, just like you would with your car.
- **Troll Control:** Set the engine trolling speed in increments of 10 rpm with the push of a button for precise control.
- **ECO Screen:** Mercury exclusive – Recommends trim and rpm settings to increase fuel economy up to 20%.
- **System Scan:** At startup, the display performs a diagnostic check of the engine, providing you peace of mind. System Scan runs continuously, in the background, whenever engine is keyed on.
- **NMEA 2000 Gateway:** Allows SmartCraft data to be displayed on NMEA 2000 devices, such as chart plotters. NMEA 2000 data such as latitude/longitude, distance/time to waypoint, depth, and water temp can be displayed on VesselView displays.
- **Multi-Language Support:** Information can be displayed in 16 languages.

### VesselView 7 Exclusive Features:

- VesselView 7 can display video from cameras mounted on your boat to aid in docking, just like the backup camera in your car.
- When paired with an enabled Simrad™ or Lowrance® display or Mercury Unlock GPS antenna, the display can double as a chart plotter and will support Lowrance® and Simrad radar, sonar, SonicHub™ and more.



VesselView 7 monitors up to four engines



VesselView 4 monitors up to two engines



## DIGITAL THROTTLE & SHIFT

Our SmartCraft **Digital Throttle & Shift (DTS)** delivers precise control and smooth operation to the MerCruiser experience.

### Advanced DTS features\* include:

- **Start / Stop** – Start and stop your engine with a push of a button
- **Single Lever Mode** – Control multiple engines with just one lever
- **Dock Mode** – Reduce throttle response by 50% for easier docking and improved manoeuvrability
- **Global Dimming Control** – Brighten / dim all Mercury helm-component lighting from one location at once

*\* Features dependent on control and application*



Dual Handle  
DTS Control



SC1000 Speedometer  
Available in black, white and gray

## SC1000 AND MERCMONITOR GAUGES

The Mercury SC1000 and MercMonitor are the marine industry's most advanced gauges, offering essential vessel information along with advanced features such as SmartTow, ECO, Troll Control and NMEA 2000 Gateway (gauge dependent).

Mercury SmartCraft gauges provide instant, reliable information at a glance. Combined with additional sensors, Mercury's digital gauges are powerful tools to provide safety and comfort on the water.



MercMonitor  
displaying ECO-Screen

## MOVING PROPELLER ALERT

The **MP Alert** system is the ideal safety choice to notify swimmers that a propeller is in motion. This system uses LED lights on the stern of the boat to alert swimmers that the propeller is moving. It's available in either a round or oval-shaped light package.



Round MP Alert



Oval MP Alert





QUICKSILVER MARINE PARTS & ACCESSORIES

# Industry-Leading Protection

Sterndrive and inboard engines work in a tough neighbourhood. Moisture, salt and extreme loads call for the specialized care provided by proven **Quicksilver Marine Lubricants®**. Engineered for the marine environment and tested in the toughest conditions, **Quicksilver Marine Parts & Accessories®** specialized oils and lubricants help engines deliver their best performance, season after season. Make **Quicksilver Marine Parts & Accessories®** your choice during scheduled maintenance.



Quicksilver's entire line of new FourStroke oils are FC-W Catalyst Compatible.







## Won't let you down

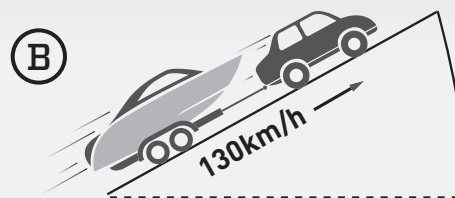
There's nothing more exciting than the first boat ride of the season – until the engine won't start due to fuel issues. Quicksilver can help keep your engine running right with quality fuel additives and water-separating fuel filters. The advanced formulas of Quicksilver Marine Parts & Accessories® fuel products deliver reliable performance that imitation brands can't match.



## The Lake is Not a Highway

Many people believe the technology that drives their boat is roughly the same as what powers their car or truck. That couldn't be any further from the truth. Marine technology has to be far more durable and reliable, due to the unusually high levels of stress that are put on boat engines and drive systems.

Think of it this way. Picture a car driving down the road at 100km/h (A). That style of driving puts relatively little stress on the engine. To match the stress a marine engine faces at the same speed, that car would have to be driving up a 30 degree incline at 130 km/h – while pulling a boat (B)! Think of the strain on that engine now.



A boat's engine also has to face considerably greater corrosion challenges, especially in salt water, as well as extreme climate conditions.

And that's not all. Marine engines have to be more durable, reliable and resilient than automotive engines for one very important reason: When your boat breaks down, you can't get out and walk away!

No one knows more about building tough, reliable marine power than Mercury. Why? Because it's all we've ever done. And we've been doing it for over 75 years.

## The right engineering

A world-class engine should be maintained with world-class parts. Quicksilver Marine Parts & Accessories® are original parts and accessories, so they keep your engine within its original specifications. They should – they're designed by the same people who design Mercury engines.





# Dealer Network

## MERCURY AUTHORIZED DEALERS



# YOUR HOME TEAM

*Each Mercury engine comes with something no one else has: a Mercury Dealer. From helping you select the best engine for your needs to providing you with expert service after the sale, everyone at your local Mercury dealership is there to ensure your satisfaction. And with nearly 6000 dealers worldwide, help is never far away.*



### Why it matters?

Mercury provides the training, support and tools to ensure that our dealers are prepared to provide top-notch service.

### Making the grade

Mercury takes training so seriously we created Mercury University, a factory-conducted technician training program that includes online and classroom instruction on all Mercury Marine engines, controls, gauges, propellers, and parts and accessories. Only technicians who take required classes and pass challenging tests can become Certified Technicians, and continuing education and training are required to maintain certification. Nearly one-third of our active Certified Technicians are trained every year to sharpen their skills and keep their certifications up to date. Master Technicians are experts who have received extra training and passed a Master Technician exam while simultaneously maintaining certification for four years.

We go the extra mile for our customers. In addition to our high level of customer satisfaction and reliable products, we created Mercury University for product sales training – providing our dealer sales associates with an arsenal of product knowledge and boating expertise. Nearly two-thirds of our dealers have participated in this program, providing you confidence in our ability to supply the most accurate information when choosing your new sterndrive or inboard.



### A foundation for satisfaction

Knowledgeable and well-equipped Mercury dealers get your boating experience started on the right course. One way we provide a great experience is through our Customer Satisfaction Index awards, presented to dealers rated highly by their customers. Dealers who have won CSI awards and employ Certified or Master Technicians are known as Mercury Premier Dealers. With virtually 50% at the Premier or Certified Service level, finding one is easy.



## Diesel Sterndrives

Engine	MD 2.0 130s	MD 2.0 150s	MD 2.0 170s	MD 2.8 220s	MD 4.2 270s	MD 4.2 320s	MD 4.2 350s	TDI 3.0 230s	TDI 3.0 260s	TDI 4.2 335s	TDI 4.2 370s
Cylinder N°	4	4	4	4	6	6	6	V6	V6	V8	V8
Displacement (L)	2	2	2	2.8	4.2	4.2	4.2	3	3	4.2	4.2
Hp/kW <sup>1</sup>	130/95.6	150/110.3	170/125	220/161.8	270/198.6	320/235.4	350/257.4	230/169.2	260/191.2	335/246.4	370/272.1
Full Throttle RPM	4000	4000	4000	3800	3800	3800	3800	4000	4000	4200	4200
Weight <sup>2</sup> (kg)	322	322	355	465	565	565	565	411	411	484	484
DTS*	—	—	○	○	○	○	○	○	○	○	○
Axius	—	—	—	○	○	○	○	○	○	○	○
<b>Emission Certifications</b>											
RCD 2 Ready / IMO 2 / EPA TIER 2 and 3 / BSO 2 <sup>2</sup>							RCD 2 Ready / IMO 2 / EPA TIER 3 / BSO 2 <sup>2</sup>				
<b>Drives</b>											
Alpha®	○	○	○	—	—	—	—	—	—	—	—
Bravo One® X	—	—	○	○	○	○	—	○	○	—	—
Bravo One® XR	—	—	—	—	—	○	○	○	○	○	○
Bravo Two® X	—	—	○	○	○	○	—	○	○	○	○
Bravo Two® XR	—	—	—	—	—	—	—	○	○	○	○
Bravo Three® X	—	—	○	○	○	○	—	○	○	—	—
Bravo Three® XR	—	—	—	—	—	○	○	○	○	○	○

## Diesel Inboards

Engine	MD 2.0 115	MD 2.0 130	MD 2.0 150	MD 2.0 170	MD 2.8 220	MD 4.2 270	MD 4.2 320	MD 4.2 350	TDI 3.0 230	TDI 3.0 230	TDI 3.0 260	TDI 4.2 335	TDI 4.2 370
Cylinder N°	4	4	4	4	4	6	6	6	V6	V6	V6	V8	V8
Displacement (L)	2	2	2	2	2.8	4.2	4.2	4.2	3	3	3	4.2	4.2
Hp/kW <sup>1</sup>	115/84.6	130/95.6	150/110.3	170/125	220/161.8	270/198.6	320/235.4	350/257.4	230/169.2	230/169.2	260/191.2	335/246.4	370/272.1
Full Throttle RPM	3000	4000	4000	4000	3800	3800	3800	3800	3500	4000	4000	4200	4200
Weight <sup>2</sup> (kg)	250	250	250	250	360	460	460	460	306	306	306	379	379
DTS*	—	—	—	○	○	○	○	○	○	○	○	○	○
<b>Emission Certifications</b>													
RCD 2 Ready / IMO 2 / EPA TIER 2 and 3 / BSO 2 <sup>3</sup>							RCD 2 Ready / IMO 2 / EPA TIER 3 / BSO 2 <sup>3</sup>						
<b>Gear Boxes available</b>													
TM345A	○	○	○	—	—	—	—	—	—	—	—	—	—
TM485A	—	○	○	○	○	—	—	—	—	—	—	—	—
ZF45	—	—	—	—	—	—	—	—	—	○	—	—	—
ZF45A	—	—	—	—	—	—	—	—	—	○	—	—	—
ZF63	—	—	—	—	—	—	—	—	○	○	—	○	○
ZF63A	—	—	—	—	—	○	○	○	○	○	○	○	○
ZF63IV	—	—	—	—	○	○	○	○	○	○	○	○	○

\* DTS: Digital Throttle Shift.

<sup>1</sup> Expressed in metric units.

<sup>2</sup> With lightest drive.

<sup>3</sup> Available on selected engines

○ : Optional    — : Not available



# *We're behind you.*

*Meet the people behind the industry's best ownership experience:  
the detail-minded, quality-focused people of Mercury Marine.  
Their dedication, experience, and passion for boating make your  
time on the water better.*

*[www.MercuryMarine.com](http://www.MercuryMarine.com) \Diesel*



© 2015 Brunswick Marine in EMEA. All Rights Reserved. Part #: 90-9M0101180  
Brunswick Marine in EMEA continuously explores means to improve the products it designs,  
manufactures and distributes. Every effort is made to produce sales and service literature which  
is current. Changes to specifications of engines, boats and accessories are ongoing.

This brochure should not be regarded as a precise guide to the latest specifications. This brochure is also not an offer for sales of any  
particular engine, boat or accessory. Distributors and dealers are not agents of Brunswick Marine in EMEA or one of its affiliates and  
they have no authority to bind Brunswick Marine in EMEA by any express undertaking or representation, including but not limited to  
representations of product, sales, applications or service nature.

Not all products are available in all countries and some are available only in limited quantities. Some products shown in this  
catalogue are equipped with optional accessories. Please see your local dealer.

Visit <http://www.brunswick-marine.com>



The quality system of  
Brunswick Marine in EMEA  
is ISO 9001:2008 certified