



UTTERN
Model Year 2024

Nordic by **Nature**

Content

Introduction	2
The Premium Edition	7
D77	8
D70	14
D65	20
D59	26
T65	32
T59	38
T53	44
S65	50
S59	56
S53	62
S45	68
Specifications	74





Nordic by **Nature**

Nordic by Nature

Freedom is all about having the space to be your true self. In listening to our customers, we have found how best to refine each element of our craft to make them the best they can be.

Always guided by simplicity and functionality, nothing is superfluous, we bring you real solutions that meet your practical needs. With features such as the integrated all-weather canopy and generous, convivial cockpit we ensure you get the most out of your time on the water.

Here are boats with an inner sense of confidence, where understated, classic Scandinavian style meets everyday practicality. Come rain or sunshine, an Uttern boat is created to take you where you want to be. Nordic by Nature.

UTTERN





DESIGNED AROUND YOU, BUILT FOR THE REAL WORLD

Explore hidden shores. Relax on deck. Take a dip from the swim platform. Enjoy sunny days and gentle breezes. Inspired by classic boat design, yet with a thoroughly contemporary feel, an Uttern allows you to escape and discover a sense of natural simplicity. From our trademark classic shapes and flowing symmetry to a strong sense of practicality, so many things come together to make your Uttern boating experience special, wherever your journey takes you.

Whatever the weather, our boats are built to handle Nordic conditions and the unpredictable power of nature.

THE PREMIUM EDITION

People are different. So why should every boat be the same? We have designed our boats for optimal use, but we know that everybody has their own preferences. That's why we are introducing the Premium Edition.

The Premium Edition gives you what you need: a variety of option sets that are most frequently requested by our customers. So you can be sure you get the options you want. They also save you an average of 10% when compared to ordering options separately.

The best way to get the options you need.






Length Overall
7,69 m



Beam Maximum
2,55 m



Fuel Capacity
280 l



CE Category
C9



Maximum Power (hp/kW)
400/294

D77

The standard-bearer for day-cruising

Wherever you want to go this weekend, the D77 will take you there in comfort and style. The D77 accommodates nine and up to four people for overnight cruising. It is ideally suited for refined sport and leisure use with family and friends.

Designed for fast and stable cruising, the D77 offers powerful performance and uncompromising safety that really go the distance. Superior navigation equipment, ergonomically designed pilot and passenger seating and refined accommodation facilities all combine to provide the complete luxury package, whether it's for skiing, water sports, island hopping or coastal cruising. Plus, with its top engine configuration of single 400hp or twin 200hp Mercury outboards, the D77 offers a performance that few others in its class can match.




The last word in versatility and comfort, the D77 is packed with luxury options fitted as standard. Laminated teak decking and flooring. A teak dining table that suited for five people. Three different cockpit configurations from comfortable cockpit seating to dining area to spacious sun lounge.

Not to mention safety and convenience features such as the high stainless steel bow guardrails, wide steps to the bow and twin aft swim platforms.

With overnight accommodation facilities designed to cater for up to four adults, the D77 offers a spacious and airy double forward cabin, twin mid-berths, a practical yet private marine toilet with its own window and a robust and practical galley with a refrigerator, fresh water system and stove. The interiors are fitted out in elegance and style, with eye for detail in the upholstery finishing and cabinets giving an overall impression of space and ergonomic design with a sense of refinement.

The D77 can quickly transform into a stylish performance day boat for up to 9 people, offering multiple configurations for fun and leisure use with family and friends. Moreover, its excellent sea handling and intelligent options such as windscreen wipers and defrost mean that you can enjoy the D77 in most weather conditions and throughout the year.



**Scan the QR-code to visit
our online configurator**

Key Features

1. Versatile cockpit area, convertible for: 1) cruising and dining area 2) sun lounge area with inclined backrest 3) completely extended sun lounge area for maximum sunbathing capacity and easy water access
2. Permanent galley with stainless steel sink with cutting board lid, standard 12V cooler, optional fridge & countertop stove
3. Ergonomic helm with SmartCraft instrumentation with mounting space for optional 9" GPS/Chart plotter
4. Easy walking access from bow to stern
5. Large skylights on deck and the side of the hull for ample light in cabin
6. Cabin for 4 adults: (A) Main forward berth, (B) mid berth, (C) separated sink and sea toilet
7. Enclosed canvas storage
8. Single or twin engine configuration capability of max 400 hp





3

2

7

8

1

4








Length Overall
6,99 m



Beam Maximum
2,55 m



Fuel Capacity
280 l



CE Category
C8



Maximum Power (hp/kW)
300/221

D70

EXPERIENCE THE DIFFERENCE

Break away for a day trip or a weekend on the water. The D70's deep cockpit and full windscreen keep you and your passengers safe and dry during the ride. Inside, the cabin's wide windows offer the best views you'll ever find in a 7-meter boat.

Customisation is key. The cockpit area offers 3 configurations, several packs allow for significant upgrades of the boat's accessories and there's a whole range of Mercury engines available.

The D70 is powered by a single outboard Mercury engine with up to 300 hp, ensuring secure and agile navigation. Accessibility features include a wide cockpit entry, smartly positioned handrails all around, easy walking access from bow to stern and swim platforms to slide into the water.



With its deep cockpit, the boat is also suitable to take children along for a safe ride. A full windscreen with windscreen wiper adds to the weather protection. Its distinctive external lines give the boat an uncluttered, smooth and sporty look. Eye catchers are the bicolour helm, the sleek windshield and anthracite grey or cool beige hull colour. Smart design created room for integrated armrests with cup holders, a cockpit galley for outside cooking and invisible canvas storage. The cabin makes the most of the available space and light with a roomy berth, large windows and integrated storages.

Passengers are well taken care of wherever they are on the D70. The large cockpit lets you enjoy being outside and on the water as much as possible. It includes a full galley with sink, Wallas stove with heater and refrigerator. Large swim platforms provide easy access to the water and wide steps do the same for cabin entry.

The cabin boasts room for 2 to spend the night and see the sun rise through its wide side windows. Plus, there's a full enclosed marine toilet.

How do you like your cockpit area? Its adjustable reclining bench offers 3 configurations: up, chaise lounge and extra-large sun lounge. These let you choose from a multitude of activities: talk, dine, relax, read, sunbathe, you name it! The co-pilot seat has a dual function as well. Sit down in the forward-facing seat or use it to extend the seating area and sun lounge.



**Scan the QR-code to visit
our online configurator**

Key Features

1. Versatile cockpit area: Suitable for 1. Cruising and dining 2. Relaxing and reading with the inclinable backrest 3. Extra-large sun lounge and easy water access
2. Double co-pilot seat with bi-directional seat backrest and storage underneath the seat
3. Optional permanent galley with integral sink, cutting board, Wallas 800 stove with heater and refrigerator (located under the co-pilot seat)
4. Ergonomic helm with SmartCraft instrumentation with mounting space for optional 9" GPS/Chart plotter
5. Integrated canvas storage
6. Spacious cabin with double berth and large storage
7. Large side windows with opening portlights for natural lighting and ventilation
8. Fully enclosed sea toilet





2

3

4

7

8

6








Length Overall
6,28 m



Beam Maximum
2,46 m



Fuel Capacity
230 l



CE Category
C7



Maximum Power (hp/kW)
225/165

D65

Sleek, Sporty and Spacious

The D65 combines a sleek design with a sporty set-up and smart use of space. That makes it hard to tell who will have the most fun: you as the captain or the friends and family you bring along? There's room for up to 7 people who love to cruise and soak up the sun.


A clearly defined step-out area tells all passengers where to enter and exit the boat. This allows you to get in the boat in a fast and secure manner. Once on board, there's easy walking access from bow to stern. And if you want to go for a swim, the large swim platform is the way to go. An ergonomic helm station and a deep cockpit make sure captain, crew and kids are safe at all times.



Large portside steps give easy access to the foredeck. This unique deck layout frees up space in the centre of the boat. And that is where you'll find a semi-transparent door. Slide it open to enter the U-shaped cabin that converts into a comfortable double berth. Ample light and ventilation are provided through the translucent cabin door, an opening portlight and a deck hatch. Back outside, the helm can be equipped with SmartCraft instrumentation and, a high tech 9-inch GPS.

Most of the action on the D65 happens in the cockpit area. The double, bi-directional co-pilot seat makes it possible remain face forward when cruising or extend the social area to spend time together. Over dinner, for example. The cockpit can be turned into a sun lounge within minutes. And, if you put the aft seat down that sun lounge becomes even bigger.

Storage space is integrated below the swim platform and underneath the cockpit seats. All of that space is available to store away personal belongings. The fenders, and even the optional canvas all have their own dedicated storage space. Of course, you'll find even more storage room in the cabin.



**Scan the QR-code to visit
our online configurator**

Key Features

1. Stylish windshield and ergonomic helm station. With instrumentation and mounting space for a 9" GPS/Chart plotter
2. Versatile cockpit area suitable for 1. Cruising and dining, 2. Relaxing and reading with the inclinable backrest, 3. Sun lounge and extended sun lounge with easy water access
3. Double co-pilot seat with bi-directional seat backrest and optional refrigerator below seat
4. Dedicated fenders storage or galley with stainless steel sink, cutting board & butane stove
5. Integrated canvas storage
6. Single engine configuration up to max 225 hp
7. Cabin with seating area that is convertible to a double berth
8. Optional pull out marine toilet





3

5

4

2

6








Length Overall
5,84 m



Beam Maximum
2,34 m



Fuel Capacity
160 l



CE Category
C6



Maximum Power (hp/kW)
150/110

D59

CHOOSE TO CRUISE

The Uttern D59 has gotten longer and wider compared to its predecessor, but it's still our most compact cruiser. The redesign gives you a bigger, more streamlined boat. Also interesting to know: your increased cruising comfort is coupled with longer cruising, thanks to the biggest fuel tank in this category.

As you know, a bigger boat is often a safer boat. You enter and leave the Uttern D59 via a clearly defined step-in/step-out area. The large swim platform with motor well step ensures easy access into the water and back onto the deck. Also, if you bring your kids and they can't sit still (no surprises there), that's completely fine. The high foredeck railing and the deep cockpit allow them to move around in all safety during family cruises.



As the boat's captain, you'll be happy to see that your swivel seat is now mounted on a polyester pedestal base, for improved comfort. Your co-pilot, in a similar seat, looks straight at cleverly placed steps to the foredeck. This unique design allows for a cabin door in the middle of the cockpit. The semi-transparent door, an opening portlight and a deck hatch let light and air into the cabin. Inside, a double berth fits 2 people who love spending the night afloat.

Up to 6 people find at least as many ways to spend time on the Uttern D59. In case of grey clouds, a bimini is deployed just as fast. The other option? Find shelter in the cabin, it doubles as a U-shaped seating area and as a berth for 2.


Your personal belongings stay dry in storage spaces underneath the swim platform and below the aft seating. A third storage space is integrated under the seating area of the cabin. Of course, the fenders and optional features such as an enclosure or a dining table all have their own spaces just as well.



**Scan the QR-code to visit
our online configurator**

Key Features

1. Wide steps to access deck
2. Stylish windshield and ergonomic helm with instrumentation and mounting space for a GPS/Chart plotter
3. Versatile cockpit area suitable for cruising and dining
4. Dedicated fenders storage
5. Deep cockpit to ensure children's and adult's safety when moving around the boat
6. Integrated canvas storage
7. Large swim platforms and motor well step for easy access to both sides of transom
8. Single engine configuration up to max 150 hp





2

1

5

4

UTTERN

059








Length Overall
6,28 m



Beam Maximum
2,46 m



Fuel Capacity
230 l



CE Category
C7



Maximum Power (hp/kW)
225/165

T65

IN TOUCH WITH THE WATER

The T65 is a great boat to stay in touch with the water. Up to 7 people pick a spot in the bow area or in the cockpit. Not a single inch of deck surface is left unused, yet the designers still found a way to integrate a compact, functional cabin.

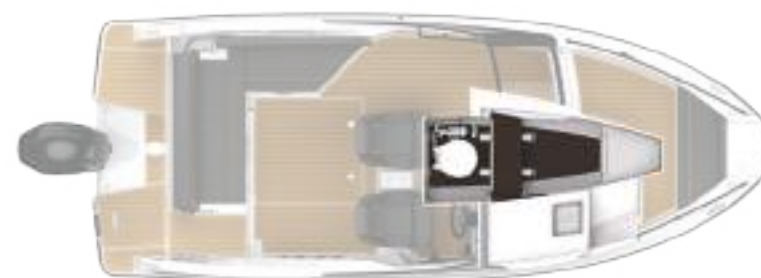
Safety begins at the helm station. It holds ample space for optional navigation and engine hardware such as a GPS/chart plotter, Active Trim and Zipwake Dynamic Trim control. This equipment will help you get even better handling and get the best performance while reducing the consumption. The Mercury engine itself ensures a sporty and reliable handling from 150 up to 225 hp. Also, a deep cockpit and high freeboard at the bow allow for both children and adults to sit down and move around on the boat in all safety.



The bow is separated from the rest of the T65 by an access door with a drain system to keep the cockpit dry. A conveniently designed port-side walkway makes it easy to go from stern to bow and back. There is no level difference between both areas and the whole of the surface remains at your disposal at all times. Piloting comfort is a given thanks to twin bolster seats on a polyester pedestal base and twin cup holders. Cheers!

Did you cruise towards your favourite spot on the water? Or do you just feel like a quick break? Awesome idea! Option 1: switch the position of the backrest to face the water when you are relaxing on the aft seat. Option 2: mount the dinner table. Option 3: convert the cockpit area and/or the bow into large sun lounges. In the cabin, you decide what to add: a pull-out sea toilet, a sink, a fridge drawer or all of the above.

The T65 has storage underneath the swim platform, the aft seat and the cockpit seats. All of that space is available for whatever you want to bring on board. Do you also want a bimini with enclosure? If so, no need to ask yourself where these things go: there's integrated storage that facilitates quick deployment.



**Scan the QR-code to visit
our online configurator**

Key Features

1. Sociable bow area that can be converted to sun lounge
2. Bow to stern walkthrough
3. Stylish windshield and ergonomic helm station. With instrumentation and mounting space for a 9"GPS/Chart plotter
4. Versatile cockpit area suitable for 1. Cruising and dining, 2. Relaxing and reading with the inclinable backrest, 3. Sun lounge and extended sun lounge with easy water access
5. Dedicated fenders storage or galley with stainless steel sink, cutting board & butane stove
6. Integrated canvas storage
7. Single engine configuration up to max 225 hp
8. Cabin with optional pull out marine toilet

9.





3

4

7

2

5

6








Length Overall
5,84 m



Beam Maximum
2,34 m



Fuel Capacity
160 l



CE Category
C6



Maximum Power (hp/kW)
150/110

T59

FUELLED FOR ADVENTURE

The redesigned Uttern T59 doesn't just look more streamlined. The model also has gotten longer and wider, giving you more space on board. On top, it has become an even better companion to discover remote places. Why is that? Its fuel tank is now the largest in its category!

An accessible step-out area with stylish bow rails makes it easy and safe to get in and out of the bow. At the back, a large swim platform with motor well step provides easy access on both sides of the transom just as well. Once on board, security is guaranteed by the deep cockpit, high railings and a drain system that keeps the cockpit dry. It is safe for both adults and kids to walk around the Uttern T59.



Both the pilot and the co-pilot seats are mounted on a polyester pedestal base. This improves your comfort and the over-all piloting experience. You'll also enjoy the sport steering wheel, standard hydraulic steering and SmartCraft instrumentation, making it easier to handle the boat and to keep an eye on all engine diagnostics. Did you arrive at a nice spot? Have lunch or dinner in style at the new cockpit table with a laminated top or even real teak.

The Uttern T59 holds space for 6 people. Is your crew all about soaking up the sun? Turn the bow into a spacious sun lounge. The new sun lounge system in the bow is easier to set up and doesn't involve any loose parts. Do you prefer action and speed? Then go for the optional ski tow arch. With a Mercury engine of up to 150 hp, you are sure to add some thrills to your day.

You'll find a storage space for small items in front of the co-pilot seat and a second storage area is integrated in the console. Fender storage is now located against the freeboard, so you no longer have to open up all storage spaces looking for the fenders at the last minute.



**Scan the QR-code to visit
our online configurator**

Key Features

1. Versatile cockpit area suitable for cruising and dining
2. Ergonomic helm with SmartCraft instrumentation with mounting space for optional GPS/Chart plotter
3. Deep cockpit for more safety and dryer ride
4. Large swim platform for safe and easy access in and out of the water
5. Integrated canvas storage
6. Versatile bow area to relax and socialize; the bow area converts into a sun lounge
7. Large bow seats with storage below seating
8. Unique bow drain system avoids water to accumulate and flow into the cockpit

9.





2

5

1

7

3

8

4








Length Overall
5,23 m



Beam Maximum
2,17 m



Fuel Capacity
110 l



CE Category
C6



Maximum Power (hp/kW)
115/84,6

T53

SPONTANEOUS, SPORTY, IRRESISTIBLE

Small is beautiful? It will be hard to disagree when you take a look at the Uttern T53, the latest addition to our T series. With an overall length of 5.23 metres, this boat is the smallest one in our bow rider family. But it is one that knows how to punch well above its weight, thanks to its fuel tank capacity and powerful engine configuration.

With Uttern bow riders, high versatility is basically a given. The sleek, modern T53 welcomes water sports enthusiasts, party people and sun lovers alike. At the stern, a stylish ski tow arch rises above a powerful, reliable Mercury engine.



With a 110-litre fuel tank, the T53 has the largest fuel capacity in its category, which means you get to go further before having to refuel. Also, it scores well above average when it comes to muscle power. The T53 boasts Mercury engine configurations from 80 all the way up to 115 hp, allowing you to go further faster. Small sure is beautiful!

Do you feel more like spending some time in the sun or getting the party started? The whole bow area can be converted into a large sun lounge. Drinks are stored safely in the cupholders at the bow or in the cockpit. And did we mention the optional ice drawer?

In any case, safety first. That is why this bow rider was designed with high railings, a bow walkthrough door and a deep cockpit. Kids and grown-ups sit down or move around freely on the T53.

As the T53's skipper, you will be happy to handle the sport steering wheel with standard hydraulic steering, rare on a boat of this size. The ergonomic helm is also equipped with comfortable swivel seats, integrated footrests and SmartCraft instrumentation.



**Scan the QR-code to visit
our online configurator**

Key Features

1. Sociable bow area that can be converted to sun lounge
2. Line storage and step-out area via the bow
3. Stylish windshield and ergonomic helm station. With instrumentation and mounting space for a 7" GPS/Chart plotter
4. Versatile cockpit area suitable for cruising and dining
5. Comfortable pilot and co-pilot seats with flip bolster and swivel
6. Dedicated fenders storage
7. Deep cockpit to ensure children's and adult's safety when moving around the boat
8. Large swim platforms and motor well step for easy access to both sides of transom





3

5

1

2

7

6








Length Overall
6,28 m



Beam Maximum
2,46 m



Fuel Capacity
230 l



CE Category
C7



Maximum Power (hp/kW)
225/165

S65

OPEN-AIR, OPEN CHOICES


Would you believe the S65 is just as eager to hit the water as you are? It's our latest flagship model in the centre console S-series. You're getting the best openair experience with the highest amount of versatility. The S65 fits 7 people and sleeps 2. So, it's up to you: invite your friends for a picnic at sea or surprise your partner with a romantic lunch on the water. Before and after, there are plenty of activities to choose from. Take a dive from the integrated swim platform, enjoy the sun lounge, or make yourself comfortable in the cosy cabin. And what if the weather changes but you prefer to stay on the deck? We like the way you think! The stylish windshield and a fully integrated canvas solution will have you covered.



Let's discover the S65 from bow to stern. In the front, the bow is the perfect spot to gaze at the water or to sit and chat with friends. It converts into a dining area as soon as you mount the table. And, if you lower the table and add a cushion, the whole front of the boat turns into a sun lounge. The cockpit offers a good degree of flexibility as well. The backrest of the seat can be adjusted for lounging or flattened horizontally to create a second sun lounge and direct access to the water.

These features are found alongside a number of safety measures. The entire deck of the S65 is on one level so it's easy to move from bow to stern, water drains at both sides of the cockpit keep the deck dry and high freeboards and sturdy bow rails will you safe moving around on the boat.

Inside, the cabin with U-shaped seating comfortably sleeps 2 adults and contains a marine toilet. The cabin has a semi-transparent sliding door, console side windows and an opening portlight bring light and fresh air into the space. Plenty of storage space allows you to bring any accessories you like and tuck them away in the storages below the swim platform and the seats, under the cockpit floor, or in the cabin.



**Scan the QR-code to visit
our online configurator**

Key Features

1. Versatile bow area suitable for cruising, dining and sunbathing. The bow table serves as basis for the sun lounge and can be installed within seconds
2. Bow to stern walkthrough without steps or obstructions
3. Stylish windshield and ergonomic helm station. With instrumentation and mounting space for a 9" GPS/Chart plotter
4. Twin bolster seats. Mounted on a polyester pedestal base for an improved piloting experience and with integrated cup holders
5. Multi-position aft seat backrest. 1) Forward facing 2) backward facing and 3) horizontal creating a sun lounge and easy water access
6. Integrated canvas storage
7. Single engine configuration up to max 225 hp
8. Cabin with U-shape convertible into a double berth
- 9.





3

6

4

2

1

8







Length Overall
5,84 m



Beam Maximum
2,34 m



Fuel Capacity
160 l



CE Category
C6



Maximum Power (hp/kW)
150/110

S59

DAY-TO-DAY BOATING

The Uttern S59 is a versatile day boat for both functional and fun trips. Its centre console provides ample space to tuck away luggage, groceries and other purchases, or a picnic to stay out on the water all day.


With an overall length of 5,84 metres, the S59 comfortably sits 6 people. This means all options are open: take your partner on a romantic trip, bring the kids along or invite a couple of friends. Do you want to go boating regardless of the weather? Add the optional sprayhood with enclosure to your configuration. It creates a fully enclosed cockpit area.



Both the bow and the cockpit areas serve several purposes. Let's start at the back. The twin pilot seats pivot towards the aft bench for a relaxed conversation when you are taking a break from cruising. Below the bench, you'll find more storage space and behind it, large swim platforms lure you into the water. The bow area can be turned into a dining space with a beautiful teak table. And might we suggest a nap after eating? Simply store away the table and convert the whole bow into a comfortable sun lounge.

The sporty and spacious design of the S59 also includes several features that give you piece of mind with kids on board. They walk around in all safety thanks to the high freeboard, easy bow access on both sides of the console, and handrails at the bow and all around the windshield.

You, on the other hand, probably prefer being in the pilot seat over walking around. That is where you handle the engine of up to 150 hp, fuelled by the largest fuel tank in this boat's category. You'll do so effortlessly, thanks to hydraulic steering and SmartCraft instrumentation that monitors all engine diagnostics continuously.




**Scan the QR-code to visit
our online configurator**

Key Features

1. Versatile bow area suitable for cruising, dining and sunbathing. The bow table serves as basis for the sun lounge and can be installed within seconds
2. Line storage and step-out area via the bow
3. Stylish windshield and ergonomic helm station. With instrumentation and mounting space for a GPS/Chart plotter
4. Large console storage with integrated storage for the bow table and sun lounge extensions
5. Versatile cockpit area suitable for cruising and socializing
6. Twin bolster seats. Mounted on a polyester pedestal base for an improved piloting experience and with integrated cup holders
7. Deep cockpit to ensure children's and adult's safety when moving around the boat
8. Integrated canvas storage





4

3

6

5

7

8








Length Overall
5,23 m




Beam Maximum
2,17 m



Fuel Capacity
110 l



CE Category
C6



Maximum Power (hp/kW)
115/84,6

S53

YOUR TICKET TO LONG DAY TRIPS

Gather your belongings, the Uttern S53 is your ticket to regular day trips on the water. It is a sporty centre console for up to 6 people. You can bring everything you can carry, from food and drinks to sunscreen and water skis, because the S53 has plenty of storage space.

Let's first look at the front. The versatile bow area is suitable for cruising, dining and sunbathing. And because the S53 is a centre console, you easily walk to the other areas of the boat.



A bi-directional helm bench seat allows you to drive the boat while sitting down or assuming a leaning position. Standard hydraulic steering and SmartCraft instrumentation make driving the S53 even more of a breeze. And what if you want a break? Simply switch off the engine and swivel around 180 degrees for some socialising with your passengers.

With a fuel tank capacity of 110 litres and a Mercury engine of up to 115 hp, this boat gets you far fast, without having to refuel ever so often. The optional ski tow arch is best combined with the most powerful engine configuration. You will love the sporty and reliable handling that such a configuration gives you.

Expect a lot of space to store your belongings. The console storage, for example, has a dedicated space for the bow table, sun lounge extensions and a cool box. Even more storage space is included below every seating (bow, helm and aft) and underneath the swim platform. The optional sprayhood with enclosed canvas turns the Uttern S53 into a rain-proof boat. Deployed, the cockpit becomes an enclosed area. So, when we say 'regular day trips', we really mean 'very regular day trips'. We mean 'as often as possible day trips'.


Of course, with great power comes great responsibility. Easy access steps, high bow railings and a deep cockpit ensure that the Uttern S53 is a safe place for kids and adults, even when they are walking around or getting in and out of the water.



**Scan the QR-code to visit
our online configurator**

Key Features

1. Sociable bow area that can be converted to sun lounge and dining area
2. Line storage and step-out area via the bow
3. Stylish windshield and ergonomic helm station. With instrumentation and mounting space for a 7" GPS/Chart plotter
4. Large console storage with integrated storage for the bow table, sun lounge extensions and cool box
5. Versatile cockpit area suitable for cruising and socializing
6. Bi-directional helm seating for boat driving and socializing
7. Deep cockpit to ensure children's and adult's safety when moving around the boat
8. Large swim platforms and motor well step for easy access to both sides of transom





3

5

8

6

4








Length Overall
4,54 m



Beam Maximum
1,85 m



Fuel Capacity
25 l



CE Category
C5



Maximum Power (hp/kW)
60/44,1

S45

THE ADVENTURE STARTS HERE

The Uttern S45 combines all the ingredients for safe cruising in an ultra-modern, versatile and ergonomic package. Step aboard with family and friends and cast off for a smooth and relaxing ride. The S45 is great for cruises along the coastline, on lakes and rivers.


The Uttern S45's ultra-modern hull, deep cockpit and un-sinkable design make coastal cruising and island hopping a breeze. The boat is packed with intelligent design features – such as anti-slip flooring and easygrip railing – to ensure the safest possible ride. Easy and secure access to the boat is ensured through the convenient swim platforms that serve as step into the boat. At the bow a clearly defined step and high grab rails provide confidence.



The S45 can be motorized with up to 60 horse power. The responsive controls and easy-to-read instrumentation, on the other hand, turn navigation into child's play. And with an extra-large windscreen, you and your passengers can enjoy the best weather protection.

There are dozens of ways to enjoy the water – from cruising and bathing to fishing, recreation and transportation – and the Uttern S45 is equipped for each and every one of them. Despite its compact size, the interior feels spacious and is easy to move around, even when at speed. Its versatile interior, easy access, large bathing platform, ingenious storage solutions and comfortable seating for up to 5 people make it the ideal companion to delight your passengers, whatever their fancy. The cushions have a modern design and are made of enjoyable fabrics. Their practical shape makes it easy to store them onboard.

But perhaps the best thing about the Uttern S45 is what you do with it out of the water. Namely: next to nothing! What very little maintenance the boat requires is as easy to perform as 1, 2, 3 thanks to its ample gates providing easy access to the rigging and electrical systems. And its incredibly light design and secure hooks make transportation almost as easy out of the water as in.



**Scan the QR-code to visit
our online configurator**

Key Features

1. Double swim platforms
2. Clearly defined step-out area to access land/boat
3. Dashboard and storage tray
4. Ergonomic helm with SmartCraft instrumentation and mounting space for optional 7" GPS/Chart plotter
5. Convertible sundeck area
6. Canvas
7. Depth of the cockpit guarantee security for kids and adults when seating or moving around the boat
8. Two storage spaces in the bow and one below the aft bench that can be securely locked up





3

5

4

2

7

8

TERN







	D77	D70	D65	D59	T65	T59
Specifications						
Length Overall (m)	7,69	6,99	6,28	5,84	6,28	5,84
Length Overall Max with Options (m)	8,29	7,37	6,28	5,86	6,28	5,86
Beam maximum (m)	2,55	2,55	2,46	2,34	2,46	2,34
Deadrise (deg)	19	20	20	19	20	19
Height - without canvas (m)	2,26	2,03	1,83	1,75	1,83	1,75
Dry weight (kg)	1848	1550	1234	1074	1274	989
Fuel capacity (l)	280	280	230	160	230	160
Water capacity - optional (l)	80	80	45	32	45	32
CE design category	C	C	C	C	C	C
Maximum number of people	9	8	7	6	7	6
Maximum power (hp)	400	300	225	150	225	150
Maximum power (kw)	294	221	165	110	165	110
OB shaft length	XL	XL	XL	XL	XL	XL
Maximum load (People, Gear, Engine)	790	683	625	512	620	512

**T53****S65****S59****S53****S45****Specifications**

Length Overall (m)	5,23	6,28	5,84	5,23	4,54
Length Overall Max with Options (m)	5,26	6,28	5,86	5,26	4,54
Beam maximum (m)	2,17	2,46	2,34	2,17	1,85
Deadrise (deg)	14	20	19	14	14
Height - without canvas (m)	1,61	2,11	1,95	1,81	1,61
Dry weight (kg)	822	1195	1021	790	401
Fuel capacity (l)	110	230	160	110	25
Water capacity - optional (l)	-	45	32	-	-
CE design category	C	C	C	C	C
Maximum number of people	6	7	6	6	5
Maximum power (hp)	115	225	150	115	60
Maximum power (kw)	84,6	165	110	84,6	44,1
OB shaft length	L	XL	XL	L	L
Maximum load (People, Gear, Engine)	475	620	512	475	422

	D77	D70	D65	D59	T65	T59	T53	S65	S59	S53	S45
Premium Edition	✓	✓	✓	✓	✓	✓	Std	✓	✓	Std	
Cockpit comfort pack	X	X									
Cabin comfort pack	X										
Electronic pack	X	X	X	X	X	X	X	X	X	X	
Sink with Tap		X	X								
Wallas Stove with Heater	X	X									
Butane Stove			X								
Ski mast	X	X									
12v Cool Box										X	
Refrigerator	X	X	X		X			X			
Cockpit shower	X	X	X	X		X		X	X		
LED Courtesy lights			X	X	X	X		X	X		
Cockpit table				X		X					
Bow Table with Laminated Top										X	
Cockpit Table with Laminated Top							X				
Cockpit Sunlounge				X		X					
Bow table								X			
Bow Sun lounge							X			X	
Starboard windscreen wiper							X				
Sea toilet			X					X			
Mooring cover				X		X	X				
Mooring kit	X	X	X	X	X	X	X	X	X	X	
Curtains	X	X									
Complete enclosed canvas											

	D77	D70	D65	D59	T65	T59	T53	S65	S59	S53	S45
CABIN COMFORT PACK	✓										
Diesel heater	X										
Curtains	X										
COCKPIT COMFORT PACK	✓	✓									
Cockpit shower	X	X									
Ski mast	X	X									
Refrigerator	X	X									
Wallas stove with heater	X										Std
Galley (sink and wallas stove w/heater)		X									
Curtains		X									
ELECTRONIC PACK	✓	✓	✓	✓	✓	✓	Std	✓	✓	Std	Std
Simrad GPS/Chart Plotter Cruise 7 with HDI Transducer				X		X	X		X	X	X
Simrad GPS/Chart Plotter Cruise 9 with HDI Transducer			X		X			X			
Simrad GPS/Chart Plotter 7" NSS evo3s with HDI Transducer											
Simrad GPS/Chart Plotter 9" NSS evo3s with HDI Transducer	X	X									
Stereo Fusion MS-RA70N	X	X	X	X	X	X	X	X	X	X	X
VesselView link digital interface	X	X									
DAB Stereo kit with Antenna	X	X	X	X	X	X	X	X	X	X	X

	D77	D70	D65	D59	T65	T59	T53	S65	S59	S53	S45
Mercury engine options											
Mercury F60											X
Mercury F100				X		X			X		
Mercury F115							X			X	
Mercury F115 CT				X		X			X		
Mercury F150			X	X	X	X		X	X		
Mercury 200 V6		X	X		X			X			
Mercury 225 V6	X	X	X		X			X			
Mercury 250 V8 Verado	X	X									
Mercury 300 V8 Verado	X	X									
Mercury 350 V10 Verado	X										
Mercury 400 V10 Verado	X										
2x Mercury 200 V6	X										



Nordic by **Nature**

© 2024 Brunswick Marine in EMEA. All Rights Reserved.

Brunswick Marine in EMEA continuously explores means to improve the products it designs, manufactures and distributes. Every effort is made to produce sales and service literature which is current. Changes to specifications of engines, boats and accessories are ongoing. This brochure should not be regarded as a precise guide to the latest specifications. This brochure is also not an offer for sales of any particular engine, boat or accessory. Distributors and dealers are not agents of Brunswick Marine in EMEA or one of its affiliates and they have no authority to bind Brunswick Marine in EMEA by any express undertaking or representation, including but not limited to representations of product, sales, applications or service nature. Not all products are available in all countries and some are available only in limited quantities. Some products shown in this catalogue are equipped with optional accessories. Please see your local dealer.

